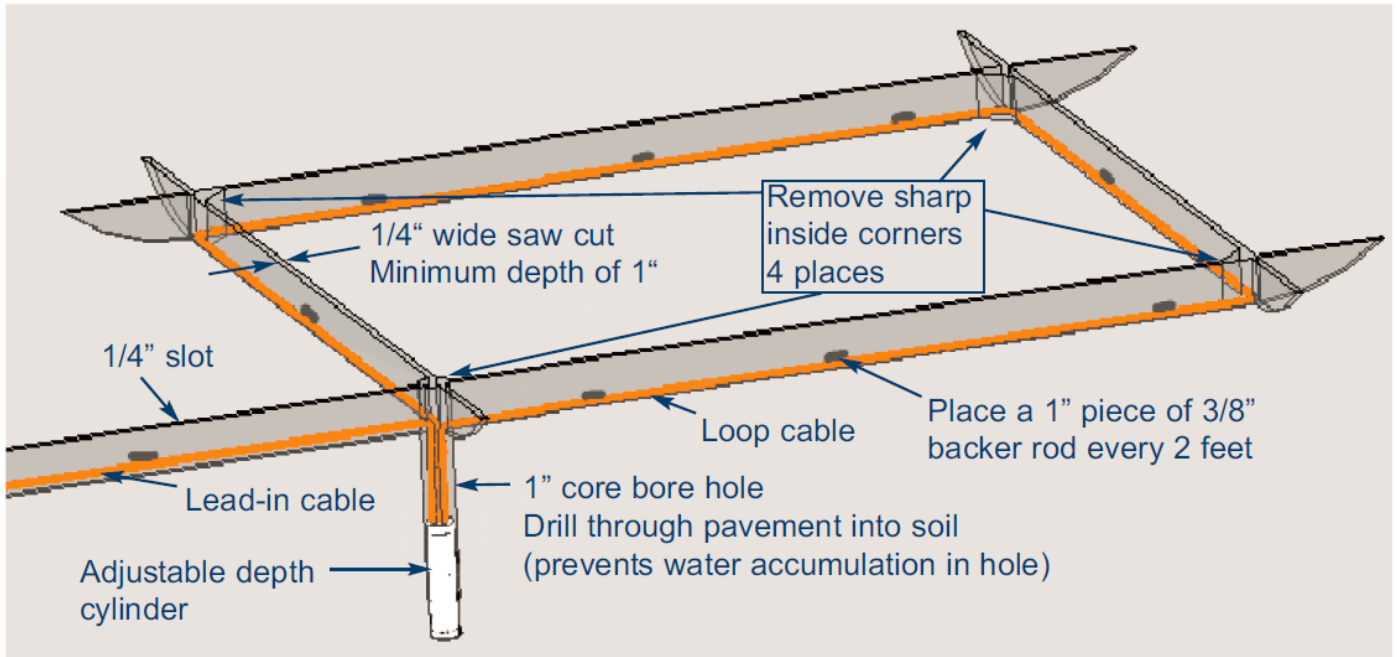


PLB - Performed Loop

Long Life + High Reliability



- **Easy installation in a standard 1/4" wide loop slot.**
- **Variable depth of cylinder accommodates variations in the perimeter of the loop slot.**
- **No need for 45 degree corner cuts. Remove sharp inside corners (4 places).**
- **Outer diameter of the loop cable and lead-in cable is approximately 0.23". Any lead-in cable length can be provided, which eliminates the need for splicing outside of the cabinet.**
- **Wire insulation and cable jackets are Cross-linked Polyethylene (XLPE) insulation. XLPE insulation withstands temperatures up to 426° Fahrenheit.**
- **All cable is filled with water block to prevent moisture absorption.**
- **Loop cable is flexible and can be configured for any loop geometry (e.g. square, round, etc.).**
- **All splice connections are soldered, sealed, and encapsulated inside the cylinder.**
- **Each finished PLB Performed Loop is submerged in salt water for 3 days. At the end of the 3 day soak each loop is meggered to insure the integrity of the insulation.**

PLB Overview

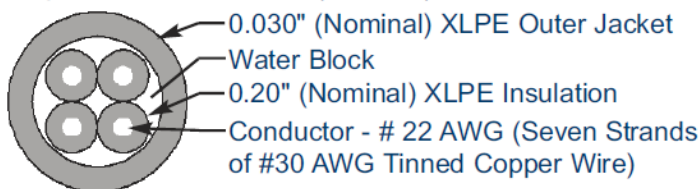
The Model PLB Preformed Loop is a prefabricated loop/lead-in assembly designed to be installed in 1/4" wide saw cuts. The design allows for variations in the perimeter of the loop slot. There is no need for 45 degree corner cuts. The PLB loop cable, lead-in cable, and splice enclosure are designed for maximum reliability and long life. Wire insulation and cable jackets are Cross-linked Polyethylene (XLPE). XLPE insulation provides excellent thermal, electrical, and physical properties.

Important:

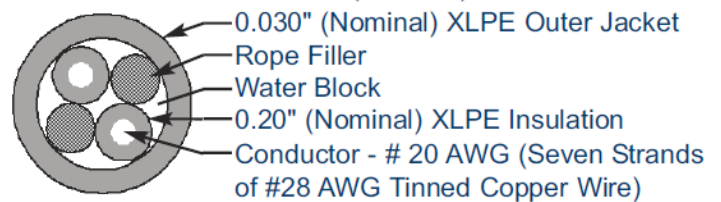
The perimeter of the PLB Preformed Loop is 6" longer than the specified perimeter of the loop. The additional 6" of cable allows the cylinder depth to be adjusted to accommodate variations in the perimeter of the saw cut. For example: A 6' x 4' loop with 25' lead-in would be ordered as a PLB-20-25. The 20' loop perimeter will be 20' plus 6".

PLB Specifications

Loop Cable - 0.230" O.D. (Nominal)



Lead-in Cable - 0.230" O.D. (Nominal)



The splice enclosure is a 0.95" diameter cylinder 3.8" long. The loop and lead-in wire splices are tightly twisted, soldered and sealed. The cavity of the splice enclosure is filled with a water block gel. The PLB is soaked in salt water for 3 days. After the 3 day soak the loop must measure greater than 999 megohms using a 500 VDC megohmmeter. The measurement is made between the copper wire and salt water.

Ordering Information:

Model PLB - XX - XX

↓ ↓
 Lead-In Cable Length (feet)
Loop Perimeter (feet) Example: 4' x 8' loop = 24' perimeter